



**Cooking Range Line thermaline 90
1000 mm Closed Work top, 1 Side -
Marine USPHS only M2M**

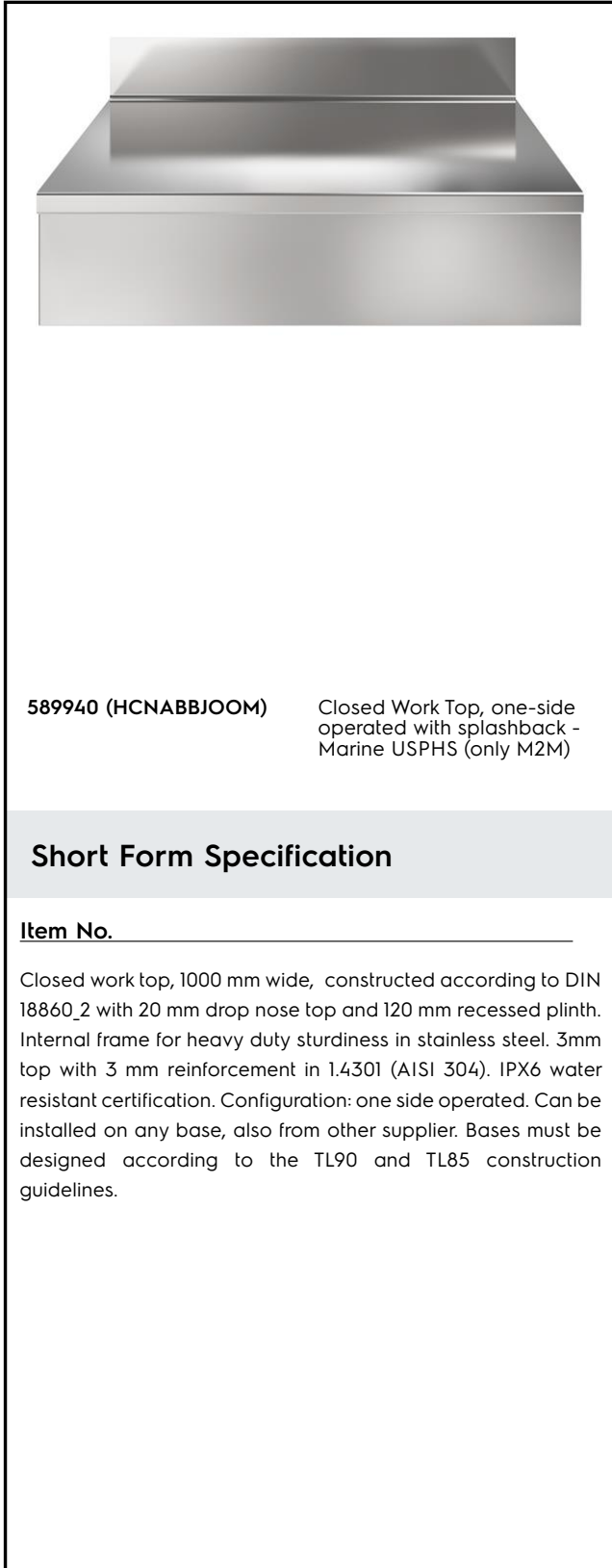
ITEM # _____

MODEL # _____

NAME # _____

SIS # _____

AIA # _____



589940 (HCNABBJ00M) Closed Work Top, one-side operated with splashback - Marine USPHS (only M2M)

Short Form Specification

Item No. _____

Closed work top, 1000 mm wide, constructed according to DIN 18860_2 with 20 mm drop nose top and 120 mm recessed plinth. Internal frame for heavy duty sturdiness in stainless steel. 3mm top with 3 mm reinforcement in 1.4301 (AISI 304). IPX6 water resistant certification. Configuration: one side operated. Can be installed on any base, also from other supplier. Bases must be designed according to the TL90 and TL85 construction guidelines.

Main Features

- All major components may be easily accessed from the front.
- <p>Can be installed on any base, also from other supplier. Bases must be designed according to the TL90 and TL85 construction guidelines.</p>

Construction

- Internal frame for heavy duty sturdiness in 1.4301 (AISI 304).
- Unit constructed according to DIN 18860_2 with 20 mm drop nose top.
- <p>Also available with 400V / 3ph / 50/60 Hz.</p>
- 3mm top with 3 mm reinforcement in 1.4301 (AISI 304).

Optional Accessories

- Portioning shelf 1000x65mm - PNC 913713
Marine USPHS (only M2M)

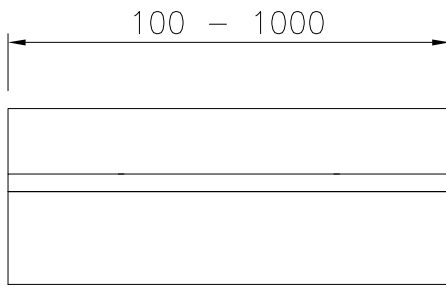
APPROVAL: _____




Key Information:

External dimensions, Width:	
589940 (HCNABBJOOM)	1000 mm
External dimensions, Depth:	900 mm
External dimensions, Height:	250 mm
Net weight:	55 kg

Front



Side



Top

